

Graph  $y = 4^x$  using the Graph & Table application.


Tap into the bottom window to activate the Edit Zoom Analysis menu.


Tap Zoom, Quick, **Quick  $e^x$**  to choose the pre-set exponential View Window.


Tap back into the top window.

Tap Edit, Clear All if required to clear the editor window.


Type  $4^x$  in the box following **y1**.

Tap  to draw the graph.

To change the line thickness, tap on  to the right of the equation.

Tap on  to the right of Graph Plot.

Tap on Thin, tap OK, tap OK.

Tap  to redraw the graph.

